

# Mathematics

# Year 1

Above satisfactory

## WORK SAMPLE PORTFOLIO

Annotated work sample portfolios are provided to support implementation of the Foundation – Year 10 Australian Curriculum.

Each portfolio is an example of evidence of student learning in relation to the achievement standard. Three portfolios are available for each achievement standard, illustrating satisfactory, above satisfactory and below satisfactory student achievement. The set of portfolios assists teachers to make on-balance judgements about the quality of their students' achievement.

Each portfolio comprises a collection of students' work drawn from a range of assessment tasks. There is no pre-determined number of student work samples in a portfolio, nor are they sequenced in any particular order. Each work sample in the portfolio may vary in terms of how much student time was involved in undertaking the task or the degree of support provided by the teacher. The portfolios comprise authentic samples of student work and may contain errors such as spelling mistakes and other inaccuracies. Opinions expressed in student work are those of the student.

The portfolios have been selected, annotated and reviewed by classroom teachers and other curriculum experts. The portfolios will be reviewed over time.

*ACARA acknowledges the contribution of Australian teachers in the development of these work sample portfolios.*

## THIS PORTFOLIO: YEAR 1 MATHEMATICS

This portfolio provides the following student work samples:

|           |                               |
|-----------|-------------------------------|
| Sample 1  | Number: Skip counting         |
| Sample 2  | Number: One half              |
| Sample 3  | Number: Money mind map        |
| Sample 4  | Geometry: 2D                  |
| Sample 5  | Statistics: Our fruit today   |
| Sample 6  | Number: I dropped my counters |
| Sample 7  | Number: What is the number?   |
| Sample 8  | Number: Growing patterns      |
| Sample 9  | Statistics: Familiar events   |
| Sample 10 | Measurement: Time             |
| Sample 11 | Geometry: Direction           |

This portfolio of student work shows an ability to describe the properties of 2D shapes (WS4), represent addition and subtraction (WS6, WS3) and skip count (WS1). The student models and compares representations of a half (WS2). The student uses concrete objects to describe locations (WS11) and position, and to continue a pattern (WS8). The student describes, collects and displays data (WS5 and WS9) and recognises Australian coins and their value (WS3). The student tells the time to the half hour (WS2) and shows how two-digit numbers can be partitioned (WS7).

### COPYRIGHT

Student work samples are not licensed under the creative commons license used for other material on the Australian Curriculum website. Instead, you may view, download, display, print, reproduce (such as by making photocopies) and distribute these materials in unaltered form only for your personal, non-commercial educational purposes or for the non-commercial educational purposes of your organisation, provided that you retain this copyright notice. For the avoidance of doubt, this means that you cannot edit, modify or adapt any of these materials and you cannot sub-license any of these materials to others. Apart from any uses permitted under the Copyright Act 1968 (Cth), and those explicitly granted above, all other rights are reserved by ACARA. For further information, refer to (<http://www.australiancurriculum.edu.au/Home/copyright>).

# Mathematics

## Year 1

Above satisfactory

### Number: Skip counting

#### Year 1 Mathematics achievement standard

The parts of the achievement standard targeted in the assessment task are highlighted.

*By the end of Year 1, students describe number sequences resulting from skip counting by 2s, 5s and 10s. They identify representations of one half. They recognise Australian coins according to their value. Students explain time durations. They describe two-dimensional shapes and three-dimensional objects. Students describe data displays.*

*Students count to and from 100 and locate numbers on a number line. They carry out simple additions and subtractions using counting strategies. They partition numbers using place value. They continue simple patterns involving numbers and objects. Students order objects based on lengths and capacities using informal units. They tell time to the half hour. They use the language of direction to move from place to place. Students classify outcomes of simple familiar events. They collect data by asking questions and draw simple data displays.*

#### Summary of task


Students were given a number line. They chose a number to start and then demonstrated how they would skip count to reach another number.

# Mathematics

Year 1  
Above satisfactory

## Number: Skip counting

2, 4, 6, 8, 10, 12, 14, 16, 18, 20, 22, 24, 26, 28, 30, 32, 34, 36, 38, 40, 42, 44, 46, 48, 50



0, 10, 20, 30, 40, 50

3, 6, 9, 12, 15, 18, 21, 24, 27, 30, 33, 36, 39, 42, 45, 48, 50

### Annotations

Skip counts by 2s, 3s, 5s and 10s.

#### Copyright

Student work samples are not licensed under the creative commons license used for other material on the Australian Curriculum website. Instead, a more restrictive licence applies. For more information, please see the first page of this set of work samples and the copyright notice on the Australian Curriculum website (<http://www.australiancurriculum.edu.au/Home/copyright>).

# Mathematics

# Year 1

Above satisfactory

## Number: One half

### Year 1 Mathematics achievement standard

The parts of the achievement standard targeted in the assessment task are highlighted.

*By the end of Year 1, students describe number sequences resulting from skip counting by 2s, 5s and 10s. They identify representations of one half. They recognise Australian coins according to their value. Students explain time durations. They describe two-dimensional shapes and three-dimensional objects. Students describe data displays.*

*Students count to and from 100 and locate numbers on a number line. They carry out simple additions and subtractions using counting strategies. They partition numbers using place value. They continue simple patterns involving numbers and objects. Students order objects based on lengths and capacities using informal units. They tell time to the half hour. They use the language of direction to move from place to place. Students classify outcomes of simple familiar events. They collect data by asking questions and draw simple data displays.*

### Summary of task

Students were given a number of different items and were asked to show how they would use them to demonstrate one half. They were asked to relate their knowledge of 'half' to half-hour time on an analog clock.


# Mathematics

## Year 1

Above satisfactory

### Number: One half

#### Annotations



*Folds rectangular objects to model half.*



*Demonstrates understanding of the concept of one half using length to compare parts directly by placing one next to the other and aligning the ends.*

#### Copyright

Student work samples are not licensed under the creative commons license used for other material on the Australian Curriculum website. Instead, a more restrictive licence applies. For more information, please see the first page of this set of work samples and the copyright notice on the Australian Curriculum website (<http://www.australiancurriculum.edu.au/Home/copyright>).





# Mathematics

## Year 1

Above satisfactory

### Number: One half



#### Annotations

*Shares a collection of objects into two equal parts or halves.*

*Arranges each part of the collection into nine rows of two.*

*Tells time to the hour when asked to show 9 o'clock on an analog clock.*

*Places the minute hand in the correct position to show half-hour time on an analog clock but incorrectly positions the hour hand.*

#### Copyright

Student work samples are not licensed under the creative commons license used for other material on the Australian Curriculum website. Instead, a more restrictive licence applies. For more information, please see the first page of this set of work samples and the copyright notice on the Australian Curriculum website (<http://www.australiancurriculum.edu.au/Home/copyright>).

# Mathematics

# Year 1

Above satisfactory

## Number: Money mind map

### Year 1 Mathematics achievement standard

The parts of the achievement standard targeted in the assessment task are highlighted.

*By the end of Year 1, students describe number sequences resulting from skip counting by 2s, 5s and 10s. They identify representations of one half. They recognise Australian coins according to their value. Students explain time durations. They describe two-dimensional shapes and three-dimensional objects. Students describe data displays.*

*Students count to and from 100 and locate numbers on a number line. They carry out simple additions and subtractions using counting strategies. They partition numbers using place value. They continue simple patterns involving numbers and objects. Students order objects based on lengths and capacities using informal units. They tell time to the half hour. They use the language of direction to move from place to place. Students classify outcomes of simple familiar events. They collect data by asking questions and draw simple data displays.*

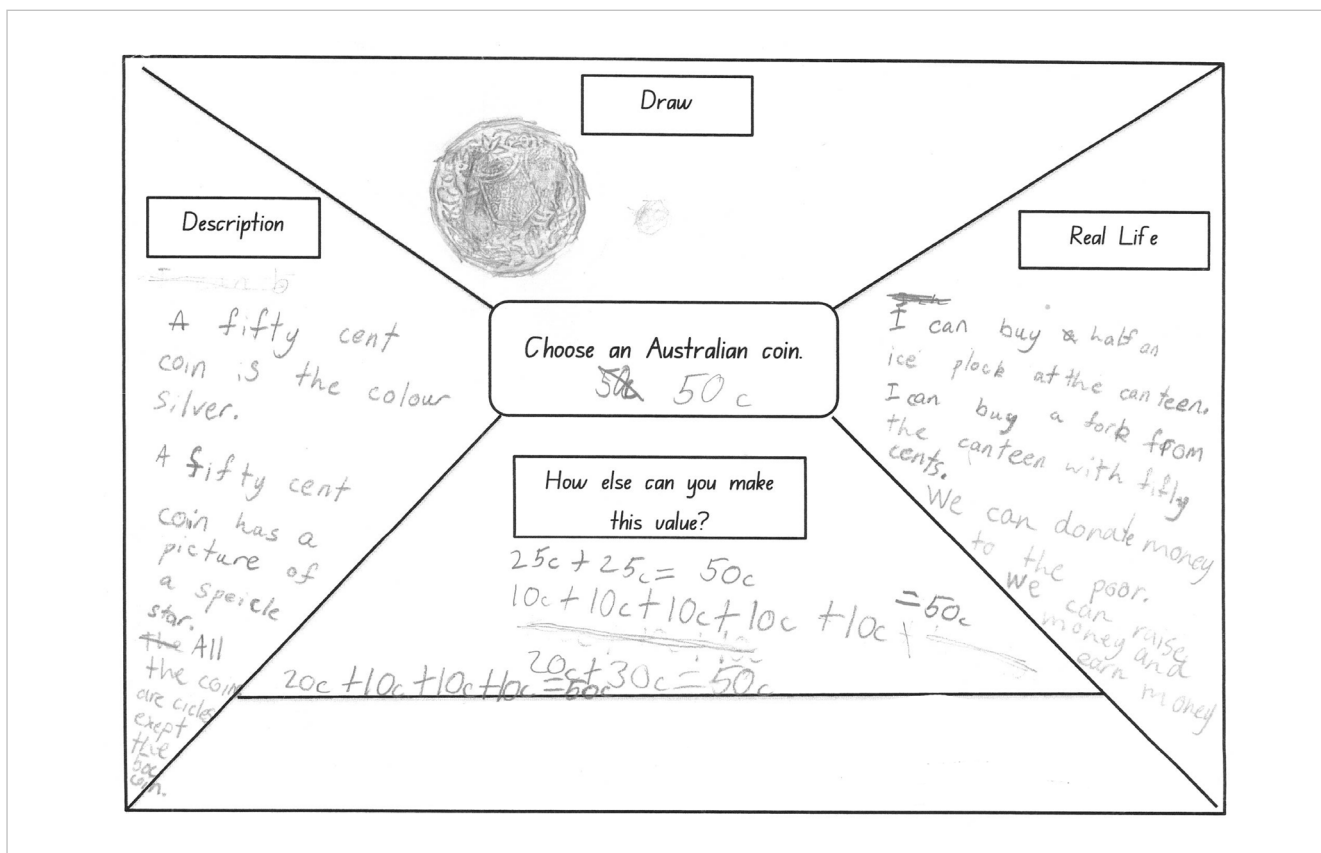
### Summary of task

A unit on money and financial mathematics was taught for a period of two weeks in conjunction with number and place value. Students had experienced mind maps and a class shop in other learning areas. Students selected an Australian coin, described it and identified what could be bought with it. For the second part of the task students were given \$1.00 to spend at the class shop and had to calculate as many different combinations of items they could buy as possible.

# Mathematics

Year 1  
Above satisfactory

## Number: Money mind map



### Annotations

Describes a number of features of coins that make it possible to identify them.

Traces an accurate representation of an Australian coin.

Recognises the functionality of money.

Recognises that total amounts can be made using different denominations.

#### Copyright

Student work samples are not licensed under the creative commons license used for other material on the Australian Curriculum website. Instead, a more restrictive licence applies. For more information, please see the first page of this set of work samples and the copyright notice on the Australian Curriculum website (<http://www.australiancurriculum.edu.au/Home/copyright>).



# Mathematics

## Year 1

Above satisfactory

### Number: Money mind map

You have \$1 to spend at the class shop. Show as many different ways you could spend your \$1.



$= \$1.00$



$= \$1.00$



$= \$1.00$



$= \$1.00$



$= \$1.00$



$= \$1.00$



$= \$1.00$

### Annotations

Use the symbols for plus (+) and equals (=).

Records number sentences using numerals and mathematical symbols.

Calculates eight different combinations of items that can be purchased for one dollar.

Uses a range of mental strategies and recording methods for addition involving one-and two-digit numbers.

# Mathematics

# Year 1

Above satisfactory

## Geometry: 2D

### Year 1 Mathematics achievement standard

The parts of the achievement standard targeted in the assessment task are highlighted.

*By the end of Year 1, students describe number sequences resulting from skip counting by 2s, 5s and 10s. They identify representations of one half. They recognise Australian coins according to their value. Students explain time durations. They describe two-dimensional shapes and three-dimensional objects. Students describe data displays.*

*Students count to and from 100 and locate numbers on a number line. They carry out simple additions and subtractions using counting strategies. They partition numbers using place value. They continue simple patterns involving numbers and objects. Students order objects based on lengths and capacities using informal units. They tell time to the half hour. They use the language of direction to move from place to place. Students classify outcomes of simple familiar events. They collect data by asking questions and draw simple data displays.*

### Summary of task

The students had completed a unit of work on two-dimensional shapes and had been taught how to use the photograph application Comic Touch to apply special effects. Students had completed an artwork for their school art show and they were given a photograph of the artwork and asked to use Comic Touch to record as many things about the 2D shapes and lines that they could. Students were given approximately 30 minutes to complete the task.

# Mathematics

## Year 1

Above satisfactory


### Geometry: 2D

#### Annotations

*Identifies parallel lines in pictures.*

*Demonstrates an understanding of straight and curved lines.*

*Describes features of two-dimensional shapes identifying features of the difference between rectangles and squares.*



Comic Touch application image used with permission of plasq, [www.plasq.com](http://www.plasq.com).

#### Copyright

Student work samples are not licensed under the creative commons license used for other material on the Australian Curriculum website. Instead, a more restrictive licence applies. For more information, please see the first page of this set of work samples and the copyright notice on the Australian Curriculum website (<http://www.australiancurriculum.edu.au/Home/copyright>).

# Mathematics

# Year 1

Above satisfactory

## Statistics: Our fruit today

### Year 1 Mathematics achievement standard

The parts of the achievement standard targeted in the assessment task are highlighted.

*By the end of Year 1, students describe number sequences resulting from skip counting by 2s, 5s and 10s. They identify representations of one half. They recognise Australian coins according to their value. Students explain time durations. They describe two-dimensional shapes and three-dimensional objects. Students describe data displays.*

*Students count to and from 100 and locate numbers on a number line. They carry out simple additions and subtractions using counting strategies. They partition numbers using place value. They continue simple patterns involving numbers and objects. Students order objects based on lengths and capacities using informal units. They tell time to the half hour. They use the language of direction to move from place to place. Students classify outcomes of simple familiar events. They collect data by asking questions and draw simple data displays.*

### Summary of task

Students discussed what fruit they had brought to school. They looked at different ways of showing how to describe the fruit and were asked to draw the displays.

# Mathematics






## Year 1

Above satisfactory

### Statistics: Our fruit today

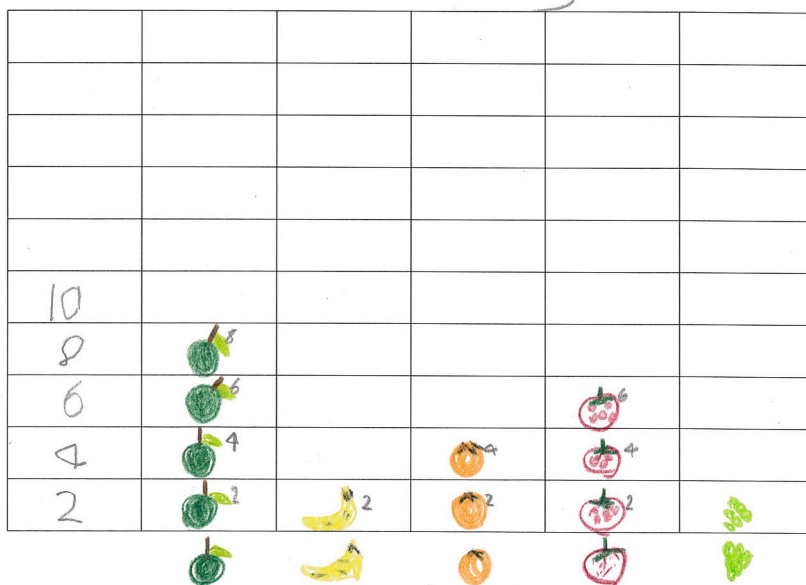
#### Data and Graphs

- Investigate which fruits were brought to school today by our class for recess. Show this using tally marks in the table below.

| Fruit   | Tally Marks | Total |
|---|-------------|-------|
|    |             | 8     |
|    |             | 2     |
|    |             | 4     |
|  |             | 6     |
|  |             | 2     |

- Show your data on a picture graph. Make sure you include all the information you need.

Our fruit today



#### Annotations

Gathers data.

Tracks data using tally marks.

Records data in a table and correctly totals the tally marks.

Transfers data from a table into a picture graph using many-to-one correspondence where one picture represents two data values.

# Mathematics

# Year 1

Above satisfactory

## Number: I dropped my counters

### Year 1 Mathematics achievement standard

The parts of the achievement standard targeted in the assessment task are highlighted.

*By the end of Year 1, students describe number sequences resulting from skip counting by 2s, 5s and 10s. They identify representations of one half. They recognise Australian coins according to their value. Students explain time durations. They describe two-dimensional shapes and three-dimensional objects. Students describe data displays.*

*Students count to and from 100 and locate numbers on a number line. They carry out simple additions and subtractions using counting strategies. They partition numbers using place value. They continue simple patterns involving numbers and objects. Students order objects based on lengths and capacities using informal units. They tell time to the half hour. They use the language of direction to move from place to place. Students classify outcomes of simple familiar events. They collect data by asking questions and draw simple data displays.*

### Summary of task

Students were given a bundle of counters to hold in their hand. They were asked to drop some of the counters and then figure out how many were on the floor and how many were still in their hand. They described their results both numerically and with a picture. Some prompts were given to those students who were unable to use any strategies to describe the number of counters they had in mathematical terms.




# Mathematics

## Year 1


Above satisfactory

### Number: I dropped my counters

I dropped six I still have ealeven in my hand.


  $10 + 7 = 17$

---

  $10 + 10 = 20$


I dropped six I still have fourteen in my hand.

---

  $10 + 6 = 16$

I dropped six I still have ten in my hand.

---

  $19 + 18 = 37$

#### Annotations

Represents and solves addition and subtraction problems involving two-digit numbers using diagrams.

Recognises that together the number of counters dropped plus the number of counters in their hand gives the starting number of counters.

Writes a number sentence involving two two-digit numbers to match the problem and their diagram.

# Mathematics

# Year 1

Above satisfactory

## Number: What is the number?

### Year 1 Mathematics achievement standard

The parts of the achievement standard targeted in the assessment task are highlighted.

*By the end of Year 1, students describe number sequences resulting from skip counting by 2s, 5s and 10s. They identify representations of one half. They recognise Australian coins according to their value. Students explain time durations. They describe two-dimensional shapes and three-dimensional objects. Students describe data displays.*

*Students count to and from 100 and locate numbers on a number line. They carry out simple additions and subtractions using counting strategies. They partition numbers using place value. They continue simple patterns involving numbers and objects. Students order objects based on lengths and capacities using informal units. They tell time to the half hour. They use the language of direction to move from place to place. Students classify outcomes of simple familiar events. They collect data by asking questions and draw simple data displays.*

### Summary of task

The unit number and place value was taught in semester one and two. Students had experienced open-ended problems. Students had experienced this problem previously and understood the language of 'more', 'two-digit' and 'pattern'.

Students were given the open-ended problem: 'A two-digit number has more tens than ones; what could the number be?' Students had concrete material on the table to access if required. The teacher explained and modelled the task to the students. Students were given 20 minutes to complete the task.

# Mathematics

## Year 1

Above satisfactory

### Number: What is the number?

#### What is the NUMBER???

A two digit number has more tens than ones.

What could the number be?

Show how you know your number is correct.

Can you think of other two digit numbers that have more tens than ones?

Show how you know your numbers are correct.

Can you find a pattern?

21  
↓ ↓  
2 tens 1 one

53  
↓ ↓  
5 tens 3 ones

2 is more than 1. 5 is more than 3.

76  
tens ones  
7 6

98  
tens ones  
9 8

87  
tens ones  
8 7

43  
tens ones  
4 3

10  
tens ones  
1 0

64  
tens ones  
6 4

91  
tens ones  
9 1

There are no ones.

92  
tens ones  
9 2

93  
tens ones  
9 3

94  
tens ones  
9 4

95  
tens ones  
9 5

96  
tens ones  
9 6

97  
tens ones  
9 7

98  
tens ones  
9 8

81  
tens ones  
8 1

82  
tens ones  
8 2

83  
tens ones  
8 3

84  
tens ones  
8 4

85  
tens ones  
8 5

86  
tens ones  
8 6

87  
tens ones  
8 7

88  
tens ones  
8 8

89  
tens ones  
8 9

It works for any number up to its double.  
example: 11, 22, 33, 44, 55, 66, 77, 88, 99.

#### Annotations

Understands partitioning of numbers using place value.

Justifies an answer.

Models numbers with diagrams showing groups of tens.

States the place value of digits in two-digit numbers.

Chooses an appropriate strategy to solve the problem.

Identifies and describes how the pattern is made.

# Mathematics

# Year 1

Above satisfactory

## Number: Growing patterns

### Year 1 Mathematics achievement standard

The parts of the achievement standard targeted in the assessment task are highlighted.

*By the end of Year 1, students describe number sequences resulting from skip counting by 2s, 5s and 10s. They identify representations of one half. They recognise Australian coins according to their value. Students explain time durations. They describe two-dimensional shapes and three-dimensional objects. Students describe data displays.*

*Students count to and from 100 and locate numbers on a number line. They carry out simple additions and subtractions using counting strategies. They partition numbers using place value. They continue simple patterns involving numbers and objects. Students order objects based on lengths and capacities using informal units. They tell time to the half hour. They use the language of direction to move from place to place. Students classify outcomes of simple familiar events. They collect data by asking questions and draw simple data displays.*

### Summary of task

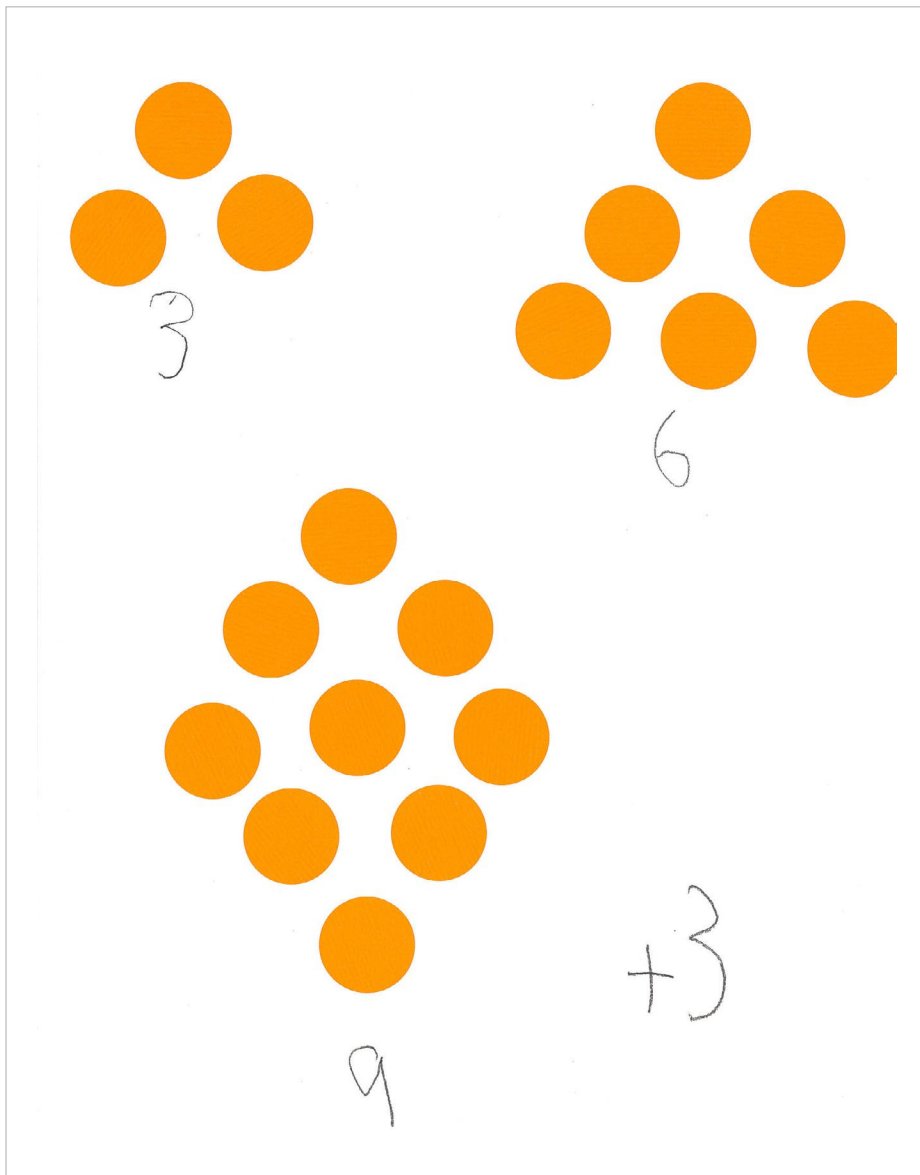
Students were asked to use objects to continue a given pattern of a number sequence.

# Mathematics

## Year 1

Above satisfactory

### Number: Growing patterns



#### Annotations

*Creates an increasing number pattern using objects and skip counting by 3s.*

*Records the number pattern using numerals.*

*Arranges objects into a distinct visual pattern.*

*Uses symbolic notation to represent a number sequence.*

#### Copyright

Student work samples are not licensed under the creative commons license used for other material on the Australian Curriculum website. Instead, a more restrictive licence applies. For more information, please see the first page of this set of work samples and the copyright notice on the Australian Curriculum website (<http://www.australiancurriculum.edu.au/Home/copyright>).

# Mathematics

# Year 1

Above satisfactory

## Statistics: Familiar events

### Year 1 Mathematics achievement standard

The parts of the achievement standard targeted in the assessment task are highlighted.

*By the end of Year 1, students describe number sequences resulting from skip counting by 2s, 5s and 10s. They identify representations of one half. They recognise Australian coins according to their value. Students explain time durations. They describe two-dimensional shapes and three-dimensional objects. Students describe data displays.*

*Students count to and from 100 and locate numbers on a number line. They carry out simple additions and subtractions using counting strategies. They partition numbers using place value. They continue simple patterns involving numbers and objects. Students order objects based on lengths and capacities using informal units. They tell time to the half hour. They use the language of direction to move from place to place. Students classify outcomes of simple familiar events. They collect data by asking questions and draw simple data displays.*

### Summary of task

Students had discussed things which are familiar events in their day-to-day lives. They were asked to complete a worksheet linking familiar events to display their information.



# Mathematics

## Year 1

Above satisfactory

### Statistics: Familiar events

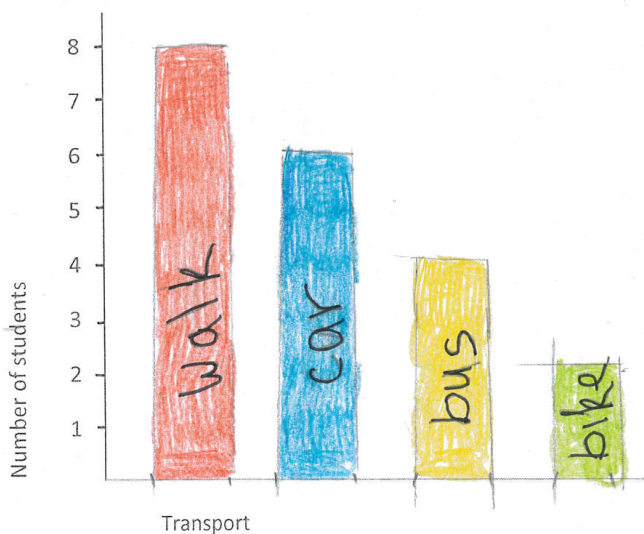
1. What time do you get up on school days? 7am
2. What time do you get up on weekends? 8am
3. What transport do you use to get to school? walk and car  
WALK CAR BUS BIKE
4. What time do you have dinner? 7pm
5. What time do you go to bed? 8:30 pm

From the class results below, draw bar chart of the results. Describe how you compare with the class.

| Transport | Number of students |
|-----------|--------------------|
| WALK      | 8                  |
| CAR       | 6                  |
| BUS       | 5                  |
| BIKE      | 2                  |

On the diagram colour the columns.

WALK – RED  
CAR – BLUE  
BUS – YELLOW  
BIKE – GREEN



### Annotations

*Differentiates between weekends and weekdays.*

*Recognises that even when travelling by car there is still some walking to be done to get from the car to the school.*

*Differentiates the time of events and tells the time to the half hour.*

*Displays data as a column graph with evenly-spaced columns of equal width which mostly matches the data in the table.*

*Labels the columns with the correct categories.*

# Mathematics

# Year 1

Above satisfactory

## Measurement: Time

### Year 1 Mathematics achievement standard

The parts of the achievement standard targeted in the assessment task are highlighted.

*By the end of Year 1, students describe number sequences resulting from skip counting by 2s, 5s and 10s. They identify representations of one half. They recognise Australian coins according to their value. Students explain time durations. They describe two-dimensional shapes and three-dimensional objects. Students describe data displays.*

*Students count to and from 100 and locate numbers on a number line. They carry out simple additions and subtractions using counting strategies. They partition numbers using place value. They continue simple patterns involving numbers and objects. Students order objects based on lengths and capacities using informal units. They tell time to the half hour. They use the language of direction to move from place to place. Students classify outcomes of simple familiar events. They collect data by asking questions and draw simple data displays.*

### Summary of task

Students had completed tasks on telling the time. The students were individually questioned and used a clock to demonstrate their understanding of reading and writing time to the half-hour.

# Mathematics

Year 1  
Above satisfactory

## Measurement: Time



### Annotations

#### Copyright

Student work samples are not licensed under the creative commons license used for other material on the Australian Curriculum website. Instead, a more restrictive licence applies. For more information, please see the first page of this set of work samples and the copyright notice on the Australian Curriculum website (<http://www.australiancurriculum.edu.au/Home/copyright>).

# Mathematics

# Year 1

Above satisfactory

## Geometry: Direction

### Year 1 Mathematics achievement standard

The parts of the achievement standard targeted in the assessment task are highlighted.

*By the end of Year 1, students describe number sequences resulting from skip counting by 2s, 5s and 10s. They identify representations of one half. They recognise Australian coins according to their value. Students explain time durations. They describe two-dimensional shapes and three-dimensional objects. Students describe data displays.*

*Students count to and from 100 and locate numbers on a number line. They carry out simple additions and subtractions using counting strategies. They partition numbers using place value. They continue simple patterns involving numbers and objects. Students order objects based on lengths and capacities using informal units. They tell time to the half hour. They use the language of direction to move from place to place. Students classify outcomes of simple familiar events. They collect data by asking questions and draw simple data displays.*

### Summary of task

Students had discussed the language of direction. They were asked to draw a map and indicate a pathway from their classroom to the canteen. They described their pathway using the language of direction.

# Mathematics

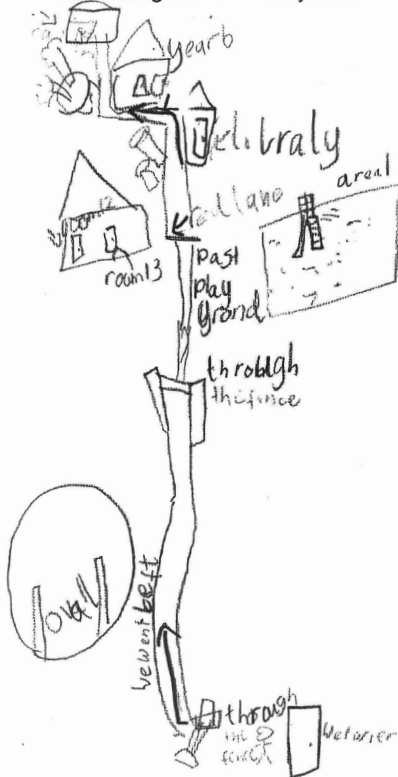
Year 1

Above satisfactory

## Geometry: Direction

Take the walking school bus on a tour to the canteen.

Draw a diagram of the way to the canteen.



Label your diagram to show which way the bus turned.

How many turns are there?

How far is it to the canteen?

173 steps

### Annotations

Highlights direction of movement using arrows.

Draws a diagram of a familiar location and labels landmarks.

Uses everyday language of location to describe the route taken.

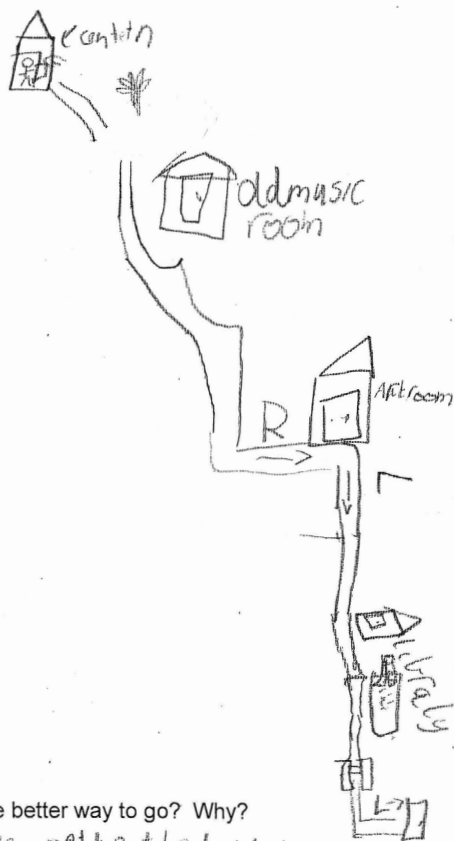
Uses the term 'left' to describe the direction travelled to a familiar location.

Identifies the distance travelled using an informal unit of measurement.

## Geometry: Direction

## Annotations

Can you show another way to get to the canteen?



Which is the better way to go? Why?

When we go to the library  
we can tear right because it is public

*Draws a diagram, labels landmarks and highlights an alternate path.*

*Justifies and gives reasons about which is the better route.*